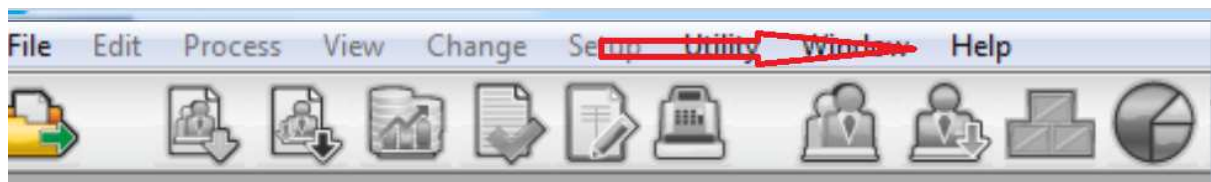


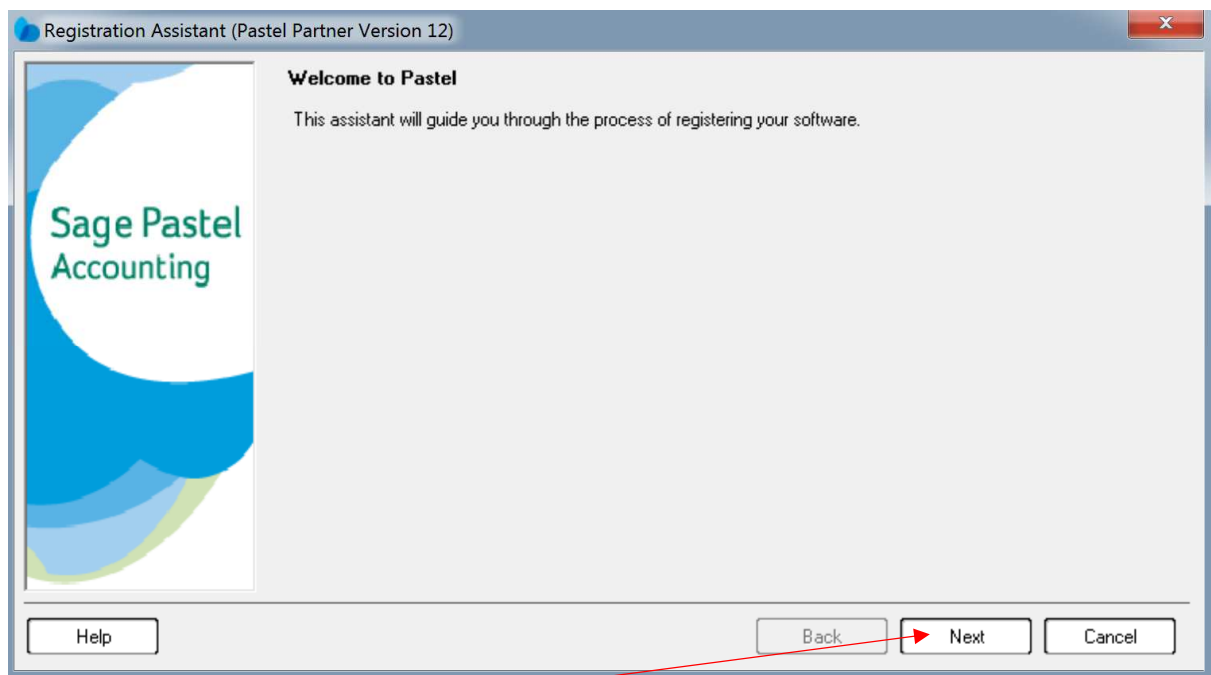
## How to register you pastel package

Open pastel, go to the help menu



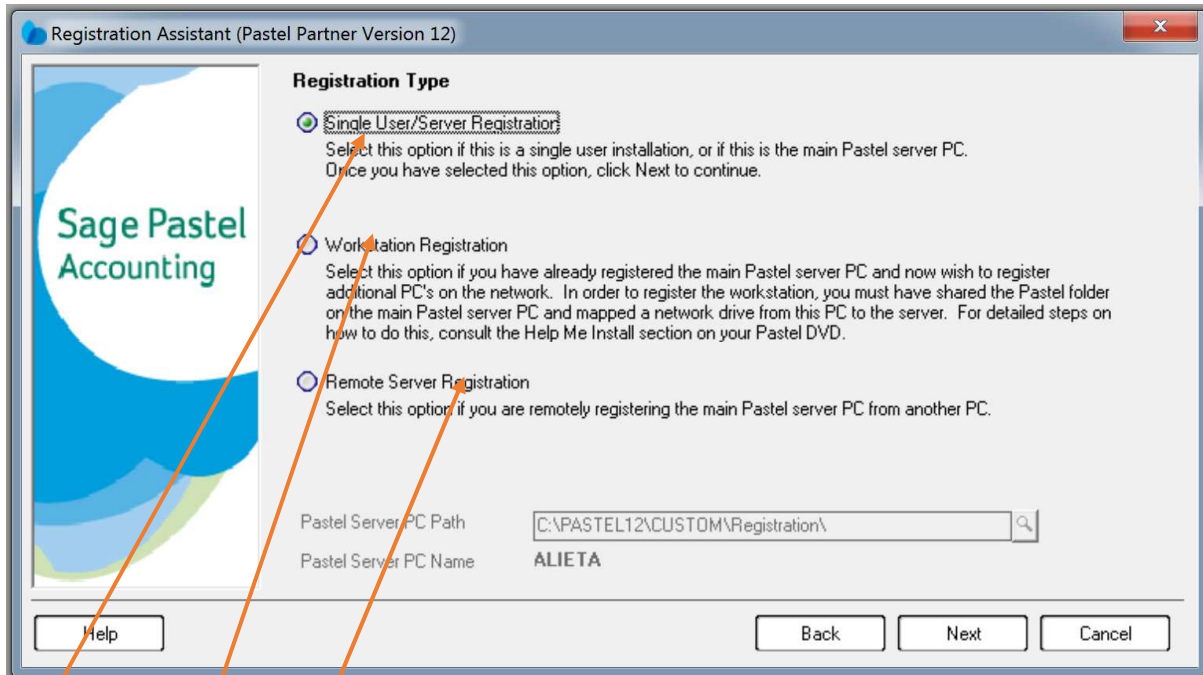
Click on Register you package

The following screen will appear



Click on Next

This screen will appear.



### Option 1: Single User/Server Registration

- You will use this if you have the single user package that is only installed on one pc and you only want to register this one pc.
- You can also use this option to register your server. **NOTE:** you will have to physically go to the server.

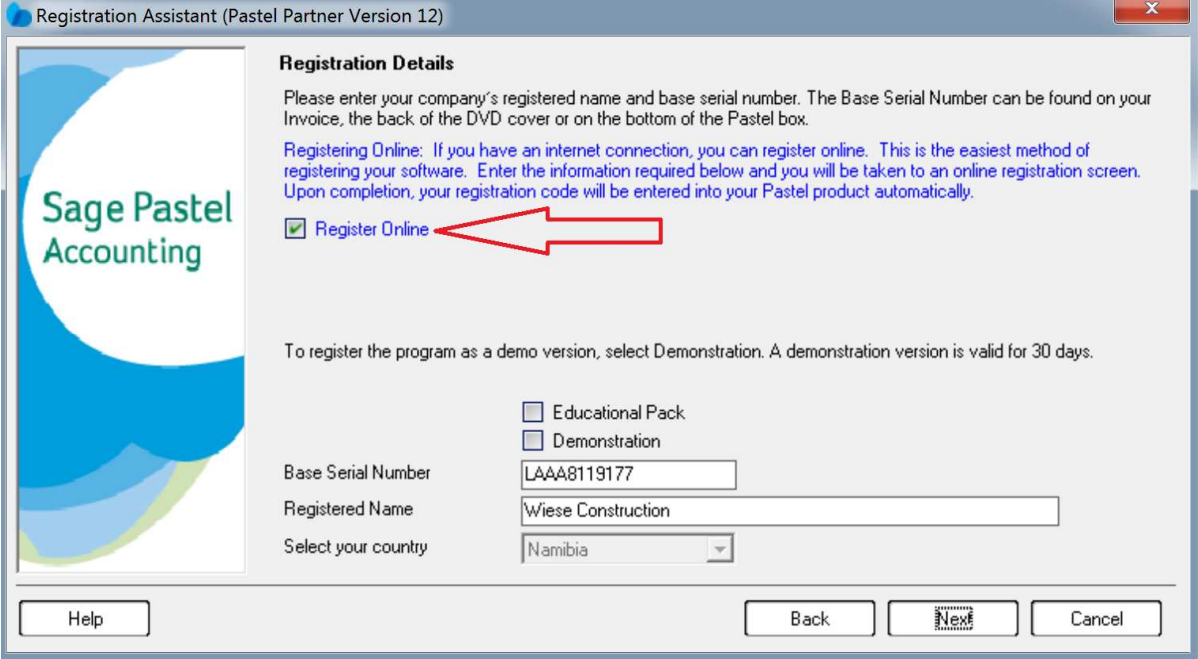
### Option 2: Workstation Registration

- This option can only be used if you have already registered your server and you are on a network.

### Option 3: Remote Server Registration

- This option can be used if you have a server but do not want to go to the sever physically – this means you will register your sever while sitting at a workstation.
- **Please remember** if you register your server this way you will have to go through **Option 2** to register the workstation.

Once you have chosen **Option 1 or 3** the next screen will appear.



Registration Assistant (Pastel Partner Version 12)

### Registration Details

Please enter your company's registered name and base serial number. The Base Serial Number can be found on your Invoice, the back of the DVD cover or on the bottom of the Pastel box.

Registering Online: If you have an internet connection, you can register online. This is the easiest method of registering your software. Enter the information required below and you will be taken to an online registration screen. Upon completion, your registration code will be entered into your Pastel product automatically.

Register Online

To register the program as a demo version, select Demonstration. A demonstration version is valid for 30 days.

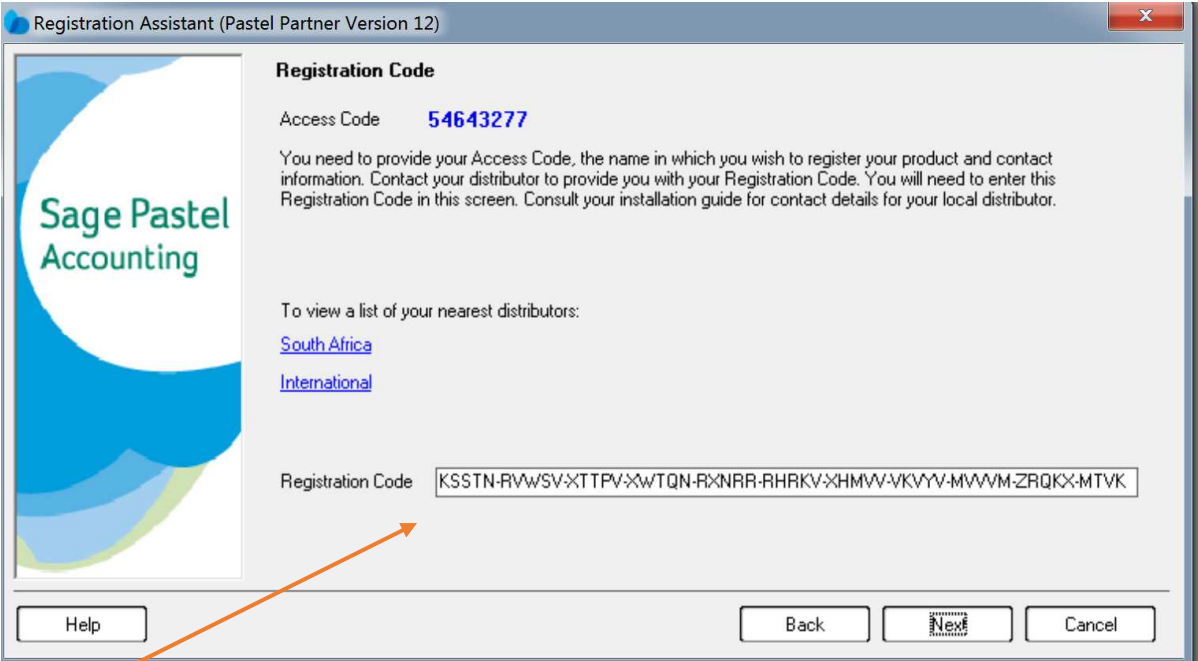
Educational Pack  
 Demonstration

Base Serial Number: LAAA8119177  
Registered Name: Wiese Construction  
Select your country: Namibia

Help Back Next Cancel

Please remember to untick Register online, then press next.

The following screen will appear.



Registration Assistant (Pastel Partner Version 12)

### Registration Code

Access Code: 54643277

You need to provide your Access Code, the name in which you wish to register your product and contact information. Contact your distributor to provide you with your Registration Code. You will need to enter this Registration Code in this screen. Consult your installation guide for contact details for your local distributor.

To view a list of your nearest distributors:  
[South Africa](#)  
[International](#)

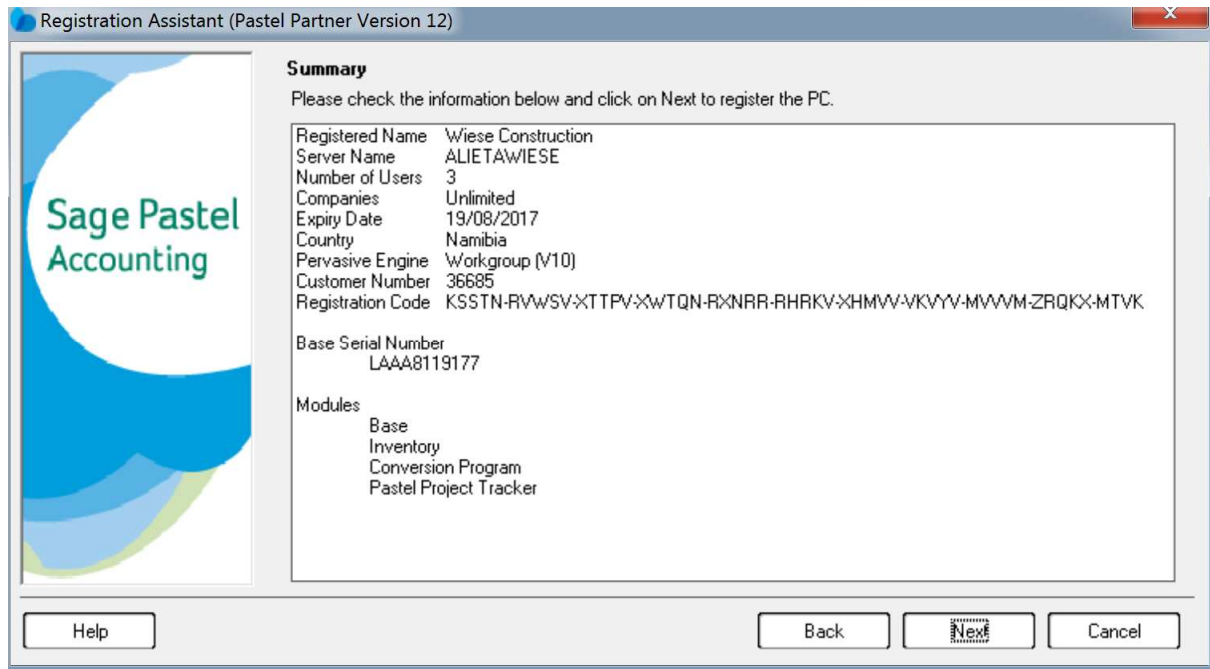
Registration Code: KSSTN-FVW\$V-XTPV-XWTQN-RXNRR-RHRKV-XHMV-VKVV-MVVM-ZRQKX-MTVK

Help Back Next Cancel

Copy and paste the new code you have received into the **Registration Code** block.

Click next

The summary of your pastel will appear



Click next and then finish.

If you chose **Option 3** the last screen will be applicable **YOU DO NOT HAVE TO ENTER THE REGISTATON CODE IF IT IS A WORKSATATION.**